



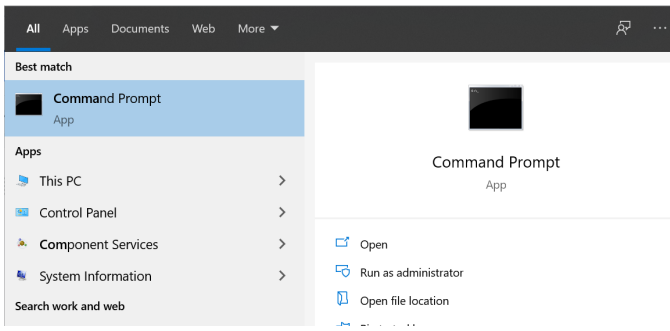
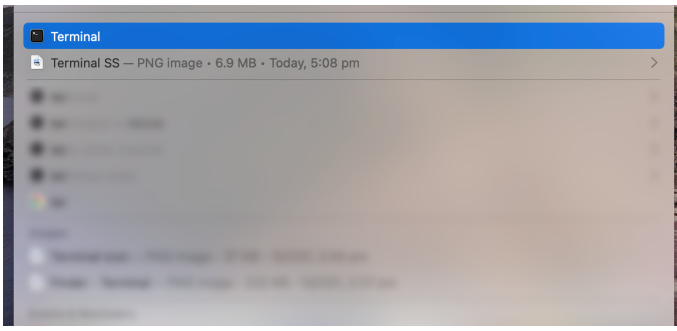
# Lesson 1: What is the Internet?

Name: ..... Class: .....

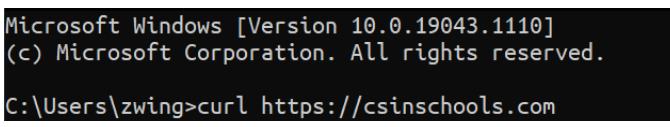
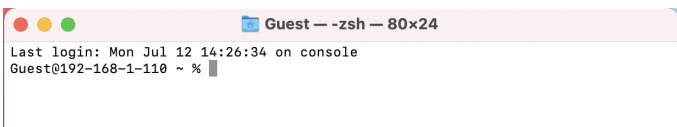
## Extension Activity: CURL

Retrieve the HTML from a web page using the command line application curl. You can find out more about curl from the following website: <https://curl.se/>

- 1. Open **Command Prompt** on Windows or **Terminal** on Mac

PC/Windows	Mac
 <p>Windows Key &gt; Search <b>cmd</b> &gt; Enter</p>	 <p>CMD + Spacebar &gt; Search <b>terminal</b> &gt; Enter</p>

- 2. Type the following: **curl** <https://csinschools.com>

PC/Windows	Mac
 <pre>Microsoft Windows [Version 10.0.19043.1110] (c) Microsoft Corporation. All rights reserved. C:\Users\zwing&gt;curl https://csinschools.com</pre>	 <pre>Guest --zsh-- 80x24 Last login: Mon Jul 12 14:26:34 on console Guest@192-168-1-110 ~ %</pre>

You should see the HTML of the CS in Schools home page

- 3. Type the following: **curl** <http://csinschools.com>. Notice the protocol is now **HTTP**. This time the HTML returned should indicate that the website has been permanently moved. This is what the code 301 represents. The site has been moved to the **HTTPS** version for security reasons. This is why if you type in <http://csinschools.com> in your browser it will be redirected to <https://csinschools.com>.
- 4. If you type **curl -v** <http://csinschools.com> you will be provided with more information including the location to redirect to.
- 5. If you type **curl -v** <https://csinschools.com> (using **HTTPS**) you can see the individual steps taken to encrypt the web page, in addition to the HTML.

### License Information

These [CS in Schools](#) lessons plans, worksheets, and other materials were created by the team at CS in Schools. They are licensed under a [Creative Commons Attribution-ShareAlike 4.0 International License](#).